



**THE DATASHEET OF  
DF50A-15S-1C**



Applicable standard					
Rating	Operating temperature range	-35°C to + 85°C (Note 1)		Storage temperature range	-10°C to + 60°C (Note 3)
	Operating humidity range	20 % to 80 % (Note 2)		Storage humidity range	40 % to 70 % (Note 3)
	Voltage	AC/DC 100V		Applicable connector	DF50A-*P-1V(##) DF50A-*P-1H(##)
	Current <span style="float: right;">△1</span>	Contact	2	3to16	Applicable Contact <span style="float: right;">△1</span>
AWG26		2.0A	1.0A		
AWG28		2.0A	1.0A		
AWG30		0.9A			
AWG32	0.7A				

### Specifications

Item	Test method	Requirements	QT	AT
------	-------------	--------------	----	----

<b>Construction</b>				
General examination	Visually and by measuring instrument.	According to drawing.	X	X
Marking	Confirmed visually.		X	X

<b>Electric characteristics</b>				
Insulation resistance	100V DC.	500MΩ MIN.	X	-
Voltage proof	300V AC for 1 min.	No flashover or breakdown.	X	-

<b>Mechanical characteristics</b>				
Mechanical operation	30times insertions and extractions.	No damage, crack or looseness of parts.	X	-
Vibration	Frequency 10 to 55 Hz, single amplitude 0.75 mm, at 10 cycles for each, for 3 directions.		X	-
Shock	490 m/s <sup>2</sup> duration of pulse 11 ms At 3 times for 3 directions.		X	-

<b>Environmental characteristics</b>				
Damp heat (Steady state)	Exposed at 40 ± 2 °c, 90 to 95 %, 96 h.	① Insulation resistance: 100MΩ MIN. ② No damage, crack or looseness of parts.	X	-
Rapid change of temperature	Temperature -55→+85°C Time 30→ 30min. Under 5 cycles. (The transferring time of the tank is 2 to 3 min)	① Insulation resistance: 500MΩ MIN. ② No damage, crack or looseness of parts.	X	-

Remarks

Note 1: Include the temperature rising by current.

Note 2: No condensing.



Note 3: Apply to the condition of long term storage for unused products before harness assembly.  
After harness assembly, operating temperature and humidity range is applied for interim storage during transportation.

Count	Description of revisions	Designed	Checked	Date
△1 3	DIS-H-00005434	HT. SATO	SZ. ONO	20191028
Unless otherwise specified, refer to IEC 60512.			Approved	KI. AKIYAMA 20100706
			Checked	OM. MIYAMOTO 20100706
			Designed	TT. OHSAKO 2010070520100706
			Drawn	TT. OHSAKO 20100705




Note QT:Qualification Test AT:Assurance Test X:Applicable Test		Drawing no.	ELC-332936-00-00	
<b>HRS</b>	Specification sheet	Part no.	DF50A-*S-1C	
	Hirose electric co., ltd.	Code no.	CL665-	△1 1/1

## Looking for pricing, stock, or lifecycle information?

Click below to explore more details on WIN SOURCE:

-  [View DF50A-15S-1C on WIN SOURCE](#)
-  [Hirose Electric Co Ltd Information](#)

## Optimize Your Supply Chain with WIN SOURCE Solutions

-  Global Sourcing Solution
-  Obsolete Management
-  Cost Control Management
-  Shortage Management
-  Alternative Solution
-  Excess Inventory Management